



The **BL3000** metal gate lock series is another unique product from Borg. Combining a specially designed lockcase with our proven Marine Grade keypads we are able to offer the perfect access control solution for box section metal gates. The lockcase utilises a forend fixing system which increases security and ease of fitting.

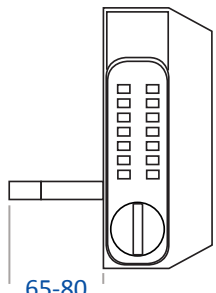
The self-locking system has been designed with adjustability and ease of fitment in mind; the latchbolt can be adjusted to suit a variety of box section profiles whilst the latchbolt head is reversible to suit left and right hand hung gates.

- Features**
- To suits gate profiles 30-60mm on standard fixings
 - DKO models now available with override and deadbolt function as standard
 - XL latchbolt available to suit profiles up to 120mm (part no. S311a)
 - Anti-climb housing & knob turn
 - Over 8000 code combinations available
 - Easily reversible on site
 - Simple installation, two telescopic fixings
 - 1000 hours salt spray tested
 - Spring loaded latch; adjustable between 65-80mm
 - Security fixings
 - 20mm bolt withdrawal

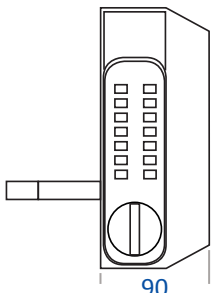
Available Finishes



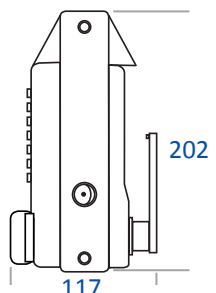
Black (MG Pro)



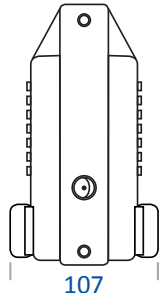
All Models



All Models



3100 & 3100DKO Models



3130 & 3130DKO Models