


# 3400 series

Medium-Heavy Duty Gate Lock



### Available Finishes



Black (MG Pro)



**3400**  
Single Sided



**3400DKO**  
Single Sided  
Key Override

NEW



**3430**  
Double Sided



**3430DKO**  
Double Sided  
Key Override

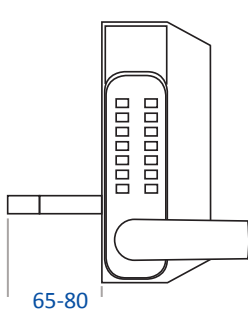
NEW

The BL3000 metal gate lock series is another unique product from Borg. Combining a specially designed lockcase with our proven Marine Grade keypads we are able to offer the perfect access control solution for box section metal gates. The lockcase utilises a forend fixing system which increases security and ease of fitting.

The self-locking system has been designed with adjustability and ease of fitment in mind; the latchbolt can be adjusted to suit a variety of box section profiles whilst the latchbolt head is reversible to suit left and right hand hung gates.

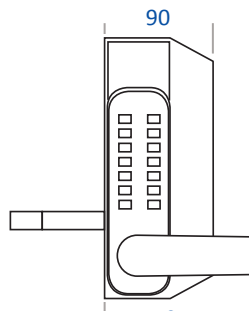
### Features

- To suits gate profiles 30-60mm on standard fixings
- DKO models now available with override and deadbolt function as standard
- Free turning handle until the correct code is entered
- XL latchbolt available to suit profiles up to 120mm (Part no. S311a)
- Anti-climb housing
- Over 8000 code combinations available
- Easily reversible on site
- Simple installation, two telescopic fixings
- 1000 hours salt spray tested
- Spring loaded latch; adjustable between 65-80mm
- Security fixings
- 20mm bolt withdrawal



65-80

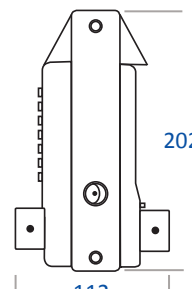
All Models



90

105

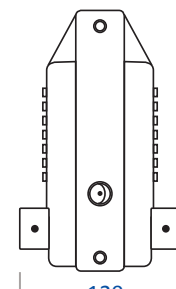
All Models



202

112

3400 & 3400DKO Models



120

3430 & 3430DKO Models