


The BL4400 Series is a medium-heavy duty range specifically designed for use on external wooden and timber gate applications. Each model in the series uses the same free turning lever handle keypad from the popular BL3400 series; however supplied with a range of latches to suit wooden and timber gates.

Sharing the same footprint as the BL2600 series models the BL4400 series can be used as a medium-heavy duty lever handle upgrade. All units are supplied with fixing kits to suit door thicknesses up to 80mm.

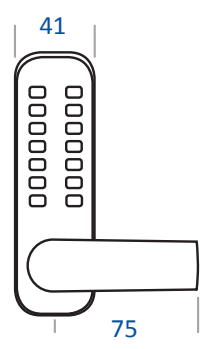
Available Finishes



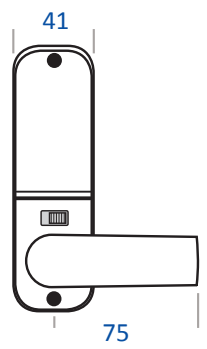
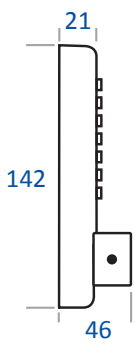
Black (MG Pro)

Features

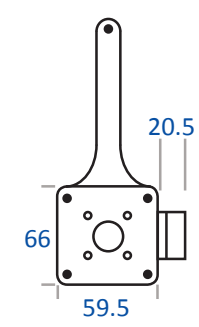
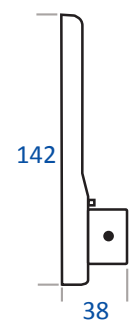
- Designed for use on wooden/timber gates and sheds
- Free turning handle until the correct code is entered
- 4409 available with rim fixed latch
- 4402 and 4442 models supplied with 28mm backset narrow stile latch
- 4401 and 4441 models supplied with 60mm tubular latch (50mm and 70mm available)
- Non-handed keypad-easily reversible on site
- Over 8000 combinations possible
- Optional holdback function (excl. 4409)
- All model available as back to back (excl. 4409)
- New black Marine Grade Pro finish
- 1000 hours salt spray tested



4400 Series Keypad



4400 Series Inside Handle



4409 Model Rim Fixed Slam Latch

